



lumini Solucoes em Iluminacao LTDA
www.lumini.com.br
Email: laboratorio@lumini.com.br
Tel: +55 11 3437-5555 Fax: +55 11 3437-5555
Address: Rua Ferreira Viana, 716 - Socorro - São Paulo/SP

lumini

LumCAT:

Luminaire: spy r e fm

LampCAT: modulo led 2W 30K irc 90

Ballast type: LED driver 700mA

Report No:

Voltage(V): 127.9300

Test No:

Current(A): 0.0520

Number of Lamps: 1

Power (W): 2.9930

Lamp flux(lm): 235.0

PF: 0.4470

Length(mm): 18

Width(mm): 18

Phm Type: C

Height(mm): 0

Photometric Results

Lumens(lm): 130.17, Efficiency(%): 55.39% , Luminous Efficacy(lm/W): 43.49

Central intensity(cd): 677.050, Maximum intensity(cd): 677.050

Angle of maximum intensity: $C=0.0$ $\gamma=0.0$

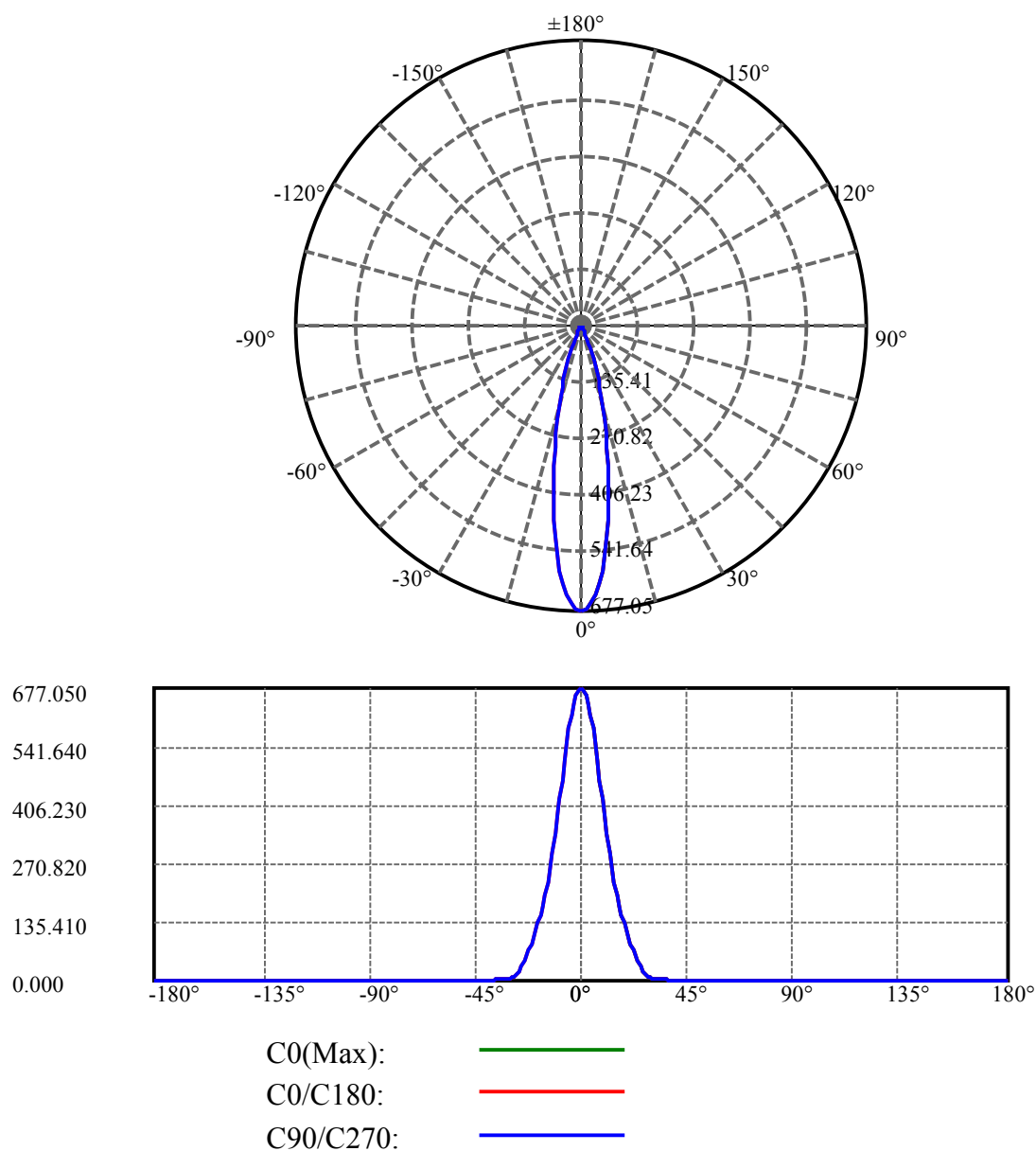
Beam angle of C0 plane : 22.03

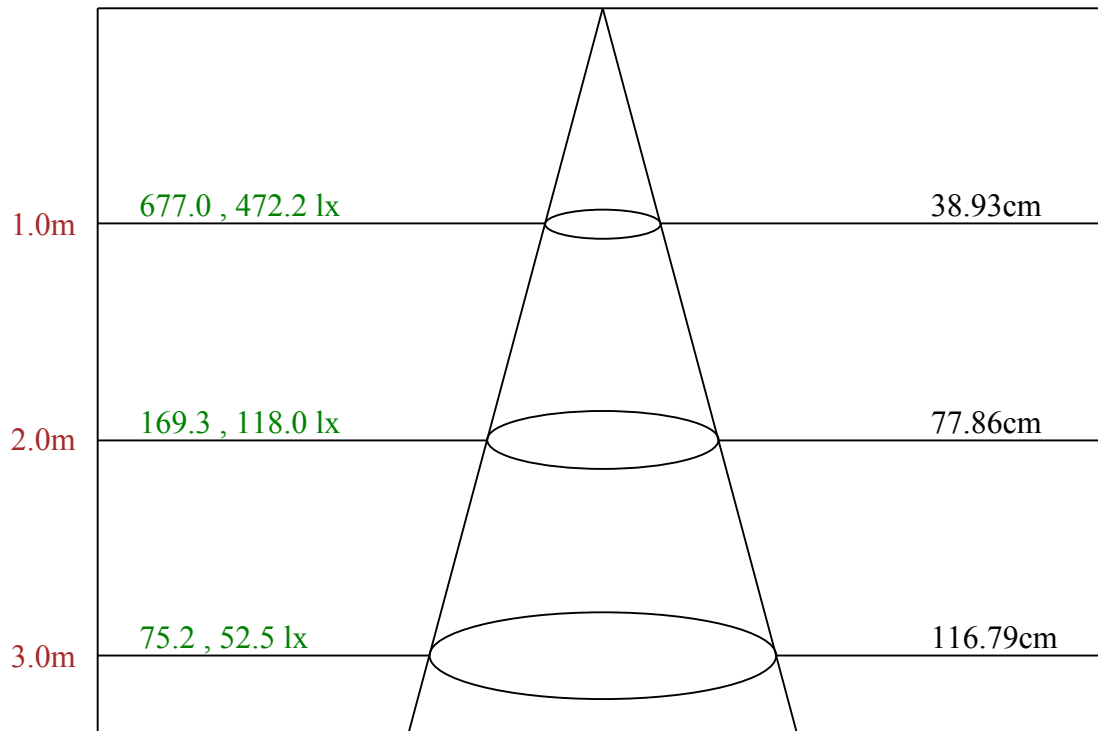
Average BeamAngle(IEC 61341): 22.03

Equipment: equipamento lumini
Temperature(°C): 25.5

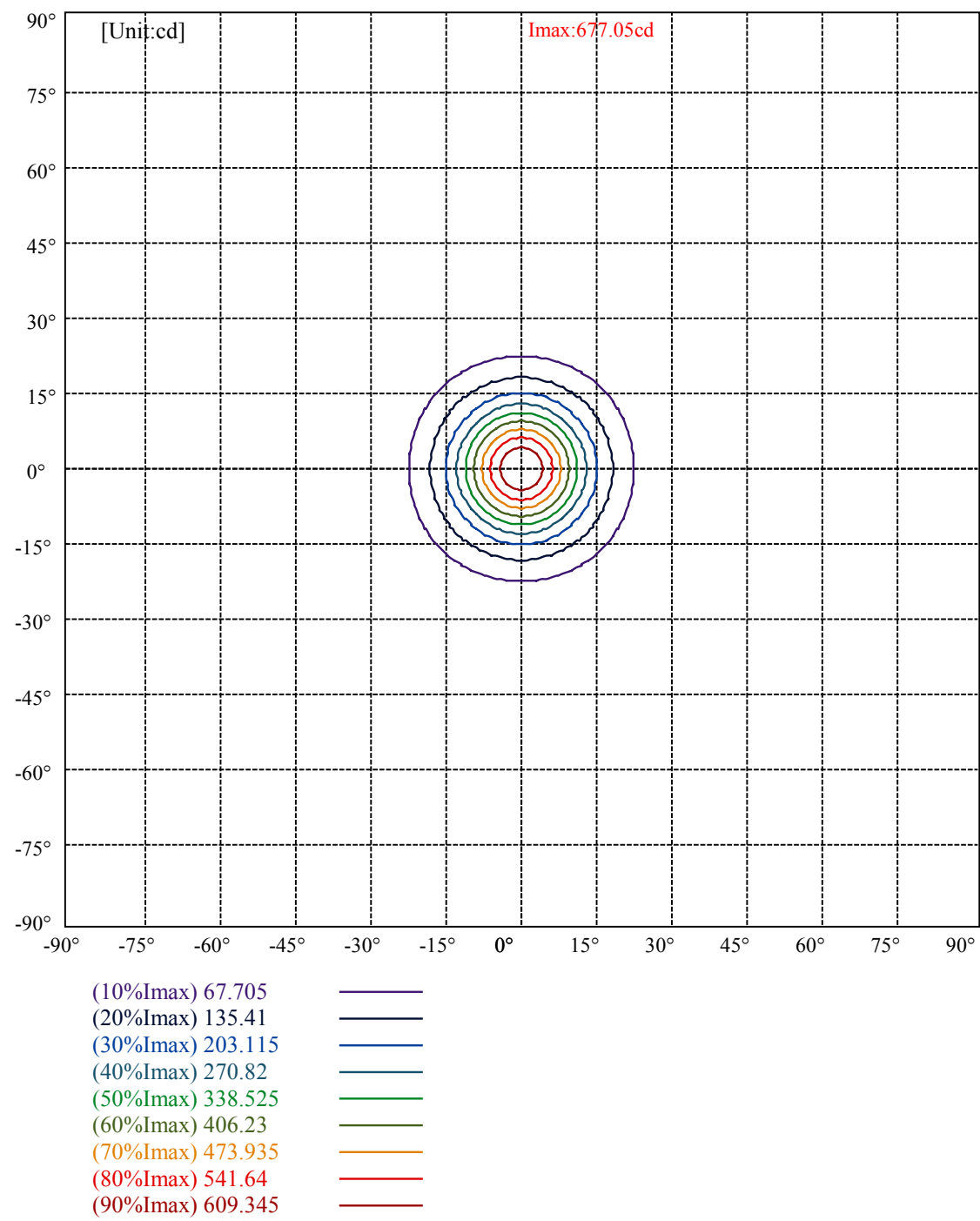
Date: 15/05/2025
Humidity(%): 60.0%

Operator: 01
Distance(m): 6.90





Max , Ave Beam angle of C0 plane 22.03



lumini

Luminance Limiting Curve(no luminous side)

Appendix Page: 5 Total:6

Luminance Table

γ	45	50	55	60	65	70	75	80	85
C0	6027	3972	3330	3380	3738	4457	5748	8462	16438
C45	6027	3972	3330	3380	3738	4457	5748	8462	16438
C90	6027	3972	3330	3380	3738	4457	5748	8462	16438

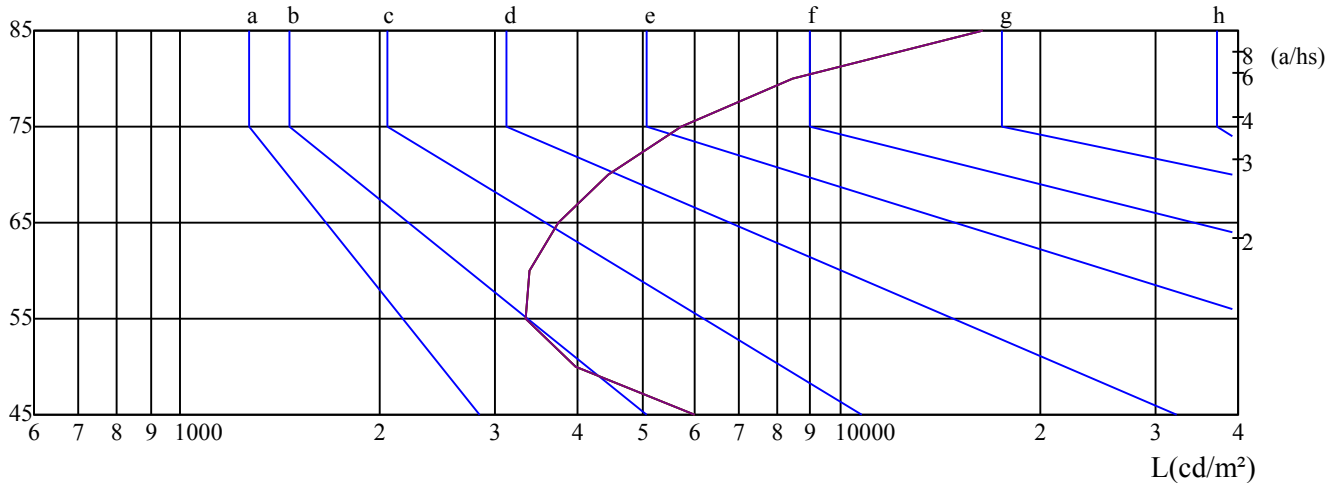
L(Hor)(65)	L(Ver)(65)	L45(65)	L(Hor)(75)	L(Ver)(75)	L45(75)	L(Hor)(85)	L(Ver)(85)	L45(85)
3738	3738	3738	5748	5748	5748	16438	16438	16438

Glare Table

Glare	Quality	Service Values Illuminance(lx)							
1.15	A	2000	1000	500	≤ 300				
1.5	B		2000	1000	500	≤ 300			
1.85	C			2000	1000	500	≤ 300		
2.2	D				2000	1000	500	≤ 300	
2.55	E					2000	1000	500	≤ 300
		a	b	c	d	e	f	g	h

Luminance Limiting Curve

$\gamma(^{\circ})$



C0 ———

C45 ———

C90 ———

Equipment: equipamento lumini
Temperature($^{\circ}$ C): 25.5

Date: 15/05/2025
Humidity(%): 60.0%

Operator: 01
Distance(m): 6.90

Illumination assessment according UGR											
Rf of Ceiling	70	70	50	50	30	70	70	50	50	30	
Rf of Wall	50	30	50	30	30	50	30	50	30	30	
Rf of Floor	20	20	20	20	20	20	20	20	20	20	
Room dimensions		Viewed crosswise					Viewed endwise				
X	Y										
2H	2H	7.80	8.69	8.21	9.06	9.43	7.17	8.07	7.58	8.43	8.80
	3H	9.21	10.01	9.64	10.39	10.80	8.79	9.59	9.22	9.98	10.38
	4H	10.27	11.00	10.71	11.41	11.83	9.95	10.69	10.40	11.09	11.52
	6H	11.69	12.36	12.15	12.79	13.25	11.47	12.14	11.93	12.57	13.02
	8H	12.58	13.23	13.05	13.66	14.12	12.32	12.96	12.78	13.39	13.86
	12H	13.67	14.28	14.14	14.72	15.20	13.48	14.09	13.95	14.53	15.01
4H	2H	8.08	8.82	8.53	9.22	9.65	7.57	8.30	8.01	8.71	9.13
	3H	9.87	10.49	10.34	10.93	11.40	9.55	10.17	10.02	10.61	11.08
	4H	11.22	11.76	11.70	12.23	12.73	11.00	11.54	11.48	12.00	12.51
	6H	12.89	13.37	13.41	13.86	14.37	12.73	13.20	13.25	13.70	14.21
	8H	13.95	14.39	14.48	14.89	15.42	13.74	14.17	14.26	14.68	15.20
	12H	15.21	15.62	15.75	16.11	16.69	15.07	15.47	15.60	15.97	16.54
8H	4H	11.74	12.18	12.27	12.68	13.21	11.56	12.00	12.09	12.50	13.03
	6H	13.73	14.09	14.28	14.61	15.17	13.58	13.94	14.13	14.46	15.03
	8H	15.01	15.30	15.58	15.87	16.42	14.83	15.13	15.41	15.69	16.24
	12H	16.52	16.75	17.11	17.31	17.88	16.41	16.64	17.00	17.20	17.77
12H	4H	11.90	12.30	12.43	12.80	13.37	11.74	12.14	12.27	12.64	13.21
	6H	14.04	14.34	14.62	14.90	15.46	13.91	14.21	14.49	14.77	15.32
	8H	15.38	15.60	15.96	16.16	16.74	15.23	15.45	15.81	16.01	16.58
Variation with the observer position at spacings:											
S = 1.0H		0.5/-1.0					0.5/-1.0				
S = 1.5H		0.5/-1.2					0.5/-1.2				
S = 2.0H		0.5/-1.1					0.5/-1.1				
Standard tables:		BKBF					BKBF				
Uncorrected UGR		-2.7					-2.7				

依据CIE Publ. 117 计算 UGR, S/H = 0.25